



SRINIVASA INTERNATIONAL
Home Solutions



SCRATCH & IMPACT RESISTANT



DIMENSIONAL STABILITY



UNALTERABLE TO UV RAYS



RESISTANT TO STAINS



EASY TO CLEAN



COLOR STABILITY



TAILORED DESIGN



WATER RESISTANT




SRINIVASA INTERNATIONAL
Home Solutions



Glazed
**Vitrifide
Tiles**

Surface: Matt



ALBANA WOOD

600X600MM | 600X1200MM



Surface: Matt



ANTIQUE BROWN WOOD

600X600MM | 600X1200MM



SCRATCH & IMPACT RESISTANT



DIMENSIONAL STABILITY



UNALTERABLE TO UV RAYS



RESISTANT TO STAINS



EASY TO CLEAN



COLOR STABILITY




TAILORED DESIGN



WATER RESISTANT




SRINIVASA INTERNATIONAL
Home Solutions



Glazed
**Vitrifide
Tiles**

Surface: Matt



ANTIQUE WOOD

600X600MM | 600X1200MM



Surface: Matt



ANTRA DARK

600X600MM | 600X1200MM



SCRATCH & IMPACT RESISTANT



DIMENSIONAL STABILITY



UNALTERABLE TO UV RAYS



RESISTANT TO STAINS



EASY TO CLEAN



COLOR STABILITY



TAILORED DESIGN



WATER RESISTANT



SRINIVASA INTERNATIONAL
Home Solutions



Glazed **Vitrifide Tiles**

Surface: Matt



ANTRA LIGHT

600X600MM | 600X1200MM



Surface: Matt



BALTIC BEIGE

600X600MM | 600X1200MM



SCRATCH & IMPACT RESISTANT



DIMENSIONAL STABILITY



UNALTERABLE TO UV RAYS



RESISTANT TO STAINS



EASY TO CLEAN



COLOR STABILITY



TAILORED DESIGN



WATER RESISTANT



SRINIVASA INTERNATIONAL
Home Solutions




Glazed **Vitrifide Tiles**

Surface: Matt



BOSCO BEIGE

600X600MM | 600X1200MM



Surface: Matt



BRICH WOOD

600X600MM | 600X1200MM



SCRATCH & IMPACT RESISTANT



DIMENSIONAL STABILITY



UNALTERABLE TO UV RAYS



RESISTANT TO STAINS



EASY TO CLEAN



COLOR STABILITY




TAILORED DESIGN



WATER RESISTANT




SRINIVASA INTERNATIONAL
Home Solutions




Glazed Vitrifide Tiles

Surface: Matt



CROSS WOOD BLACK

600X600MM | 600X1200MM



Surface: Matt



CROSS WOOD BROWN

600X600MM | 600X1200MM



SRINIVASA INTERNATIONAL
Home Solutions



SCRATCH & IMPACT RESISTANT



DIMENSIONAL STABILITY



UNALTERABLE TO UV RAYS



RESISTANT TO STAINS



EASY TO CLEAN




COLOR STABILITY



TAILORED DESIGN



WATER RESISTANT



Glazed
**Vitrifide
Tiles**

Surface: Matt



CROSS WOOD LIGHT

600X600MM | 600X1200MM



Surface: Matt



DENCO WOOD CHOCO

600X600MM | 600X1200MM



SCRATCH & IMPACT RESISTANT



DIMENSIONAL STABILITY



UNALTERABLE TO UV RAYS



RESISTANT TO STAINS



EASY TO CLEAN



COLOR STABILITY



TAILORED DESIGN



WATER RESISTANT




SRINIVASA INTERNATIONAL
Home Solutions




Glazed **Vitrifide Tiles**

Surface: Matt



DENCO WOOD SILVER

600X600MM | 600X1200MM



Surface: Matt



DISGNY WOOD

600X600MM | 600X1200MM



SCRATCH & IMPACT RESISTANT



DIMENSIONAL STABILITY



UNALTERABLE TO UV RAYS



RESISTANT TO STAINS



EASY TO CLEAN



COLOR STABILITY



TAILORED DESIGN



WATER RESISTANT



SRINIVASA INTERNATIONAL
Home Solutions



Glazed **Vitrifide Tiles**

Surface: Matt



EIM WOOD COFFEE

600X600MM | 600X1200MM



Surface: Matt



EIM WOOD GREY

600X600MM | 600X1200MM



SCRATCH & IMPACT RESISTANT



DIMENSIONAL STABILITY



UNALTERABLE TO UV RAYS



RESISTANT TO STAINS



EASY TO CLEAN



COLOR STABILITY



TAILORED DESIGN



WATER RESISTANT



SRINIVASA INTERNATIONAL
Home Solutions



Glazed
**Vitrifide
Tiles**

Surface: Matt




FALKEN CREMA

600X600MM | 600X1200MM



Surface: Matt



FALKEN MOCHA

600X600MM | 600X1200MM



SCRATCH & IMPACT RESISTANT



DIMENSIONAL STABILITY



UNALTERABLE TO UV RAYS



RESISTANT TO STAINS



EASY TO CLEAN



COLOR STABILITY



TAILORED DESIGN



WATER RESISTANT



SRINIVASA INTERNATIONAL
Home Solutions




Glazed
**Vitrifide
Tiles**

Surface: Matt



FOREST WOOD

600X600MM | 600X1200MM



Surface: Matt



GRAMAN WOOD CHOCO

600X600MM | 600X1200MM



SRINIVASA INTERNATIONAL
Home Solutions



SCRATCH & IMPACT RESISTANT



DIMENSIONAL STABILITY



UNALTERABLE TO UV RAYS



RESISTANT TO STAINS



EASY TO CLEAN



COLOR STABILITY



TAILORED DESIGN



WATER RESISTANT



Glazed
**Vitrifide
Tiles**

Surface: Matt



GRAMAN WOOD CREMA

600X600MM | 600X1200MM



Surface: Matt



HARITAGE WOOD

600X600MM | 600X1200MM



SCRATCH & IMPACT RESISTANT



DIMENSIONAL STABILITY



UNALTERABLE TO UV RAYS



RESISTANT TO STAINS



EASY TO CLEAN



COLOR STABILITY



TAILORED DESIGN



WATER RESISTANT



SRINIVASA INTERNATIONAL
Home Solutions



Glazed
**Vitrifide
Tiles**

Surface: Matt




ITALY PARIS WOOD

600X600MM | 600X1200MM



Surface: Matt



KING WOOD BROWN

600X600MM | 600X1200MM



SCRATCH & IMPACT RESISTANT



DIMENSIONAL STABILITY



UNALTERABLE TO UV RAYS



RESISTANT TO STAINS



EASY TO CLEAN



COLOR STABILITY



TAILORED DESIGN



WATER RESISTANT



SRINIVASA INTERNATIONAL
Home Solutions



Glazed **Vitrifide Tiles**

Surface: Matt



KING WOOD GRAY

600X600MM | 600X1200MM



Surface: Matt



LAKE WOOD BROWN

600X600MM | 600X1200MM



SCRATCH & IMPACT RESISTANT



DIMENSIONAL STABILITY



UNALTERABLE TO UV RAYS



RESISTANT TO STAINS



EASY TO CLEAN



COLOR STABILITY



TAILORED DESIGN



WATER RESISTANT




SRINIVASA INTERNATIONAL
Home Solutions



Glazed Vitrifide Tiles

Surface: Matt




MARCO WOOD

600X600MM | 600X1200MM



Surface: Matt



ORCHID WOOD

600X600MM | 600X1200MM



SCRATCH & IMPACT RESISTANT



DIMENSIONAL STABILITY



UNALTERABLE TO UV RAYS



RESISTANT TO STAINS



EASY TO CLEAN



COLOR STABILITY



TAILORED DESIGN



WATER RESISTANT




SRINIVASA INTERNATIONAL
Home Solutions



Glazed
**Vitrifide
Tiles**

Surface: Matt




OXFORD CREMA

600X600MM | 600X1200MM



Surface: Matt



OXFORD NATURAL

600X600MM | 600X1200MM



SCRATCH & IMPACT RESISTANT



DIMENSIONAL STABILITY



UNALTERABLE TO UV RAYS



RESISTANT TO STAINS



EASY TO CLEAN



COLOR STABILITY




TAILORED DESIGN



WATER RESISTANT




SRINIVASA INTERNATIONAL
Home Solutions



Glazed
**Vitrifide
Tiles**

Surface: Matt




OXFORD MARFIL

600X600MM | 600X1200MM



Surface: Matt



OXFORD BROWN

600X600MM | 600X1200MM



SCRATCH & IMPACT RESISTANT



DIMENSIONAL STABILITY



UNALTERABLE TO UV RAYS



RESISTANT TO STAINS



EASY TO CLEAN



COLOR STABILITY



TAILORED DESIGN



WATER RESISTANT




SRINIVASA INTERNATIONAL
Home Solutions



Glazed
**Vitrifide
Tiles**

Surface: Matt




OXFORD OCAR

600X600MM | 600X1200MM



Surface: Matt



OXFORD ORCHID

600X600MM | 600X1200MM



SCRATCH & IMPACT RESISTANT



DIMENSIONAL STABILITY



UNALTERABLE TO UV RAYS



RESISTANT TO STAINS



EASY TO CLEAN



COLOR STABILITY



TAILORED DESIGN



WATER RESISTANT



SRINIVASA INTERNATIONAL
Home Solutions



Glazed
**Vitrifide
Tiles**

Surface: Matt



OXFORD WANGE

600X600MM | 600X1200MM



Surface: Matt



PEARLA WOOD BROWN

600X600MM | 600X1200MM



SCRATCH & IMPACT RESISTANT



DIMENSIONAL STABILITY



UNALTERABLE TO UV RAYS



RESISTANT TO STAINS



EASY TO CLEAN



COLOR STABILITY



TAILORED DESIGN



WATER RESISTANT



SRINIVASA INTERNATIONAL
Home Solutions



Glazed **Vitrifide Tiles**

Surface: Matt



PEARLA WOOD CREMA

600X600MM | 600X1200MM



Surface: Matt



PRISMA WOOD

600X600MM | 600X1200MM



SCRATCH & IMPACT RESISTANT



DIMENSIONAL STABILITY



UNALTERABLE TO UV RAYS



RESISTANT TO STAINS



EASY TO CLEAN



COLOR STABILITY




TAILORED DESIGN



WATER RESISTANT




SRINIVASA INTERNATIONAL
Home Solutions



Glazed
**Vitrifide
Tiles**

Surface: Matt



SAND WOOD ALMOND

600X600MM | 600X1200MM



Surface: Matt



SCOT WOOD

600X600MM | 600X1200MM



SCRATCH & IMPACT RESISTANT



DIMENSIONAL STABILITY



UNALTERABLE TO UV RAYS



RESISTANT TO STAINS



EASY TO CLEAN



COLOR STABILITY



TAILORED DESIGN



WATER RESISTANT




SRINIVASA INTERNATIONAL
Home Solutions



Glazed **Vitrifide Tiles**

Surface: Matt



TERA WOOD BEIGE

600X600MM | 600X1200MM



Surface: Matt



TIMBER WOOD

600X600MM | 600X1200MM



SCRATCH & IMPACT RESISTANT



DIMENSIONAL STABILITY



UNALTERABLE TO UV RAYS



RESISTANT TO STAINS



EASY TO CLEAN



COLOR STABILITY




TAILORED DESIGN



WATER RESISTANT




SRINIVASA INTERNATIONAL
Home Solutions



Glazed
**Vitrifide
Tiles**

Surface: Matt



VERDUN ROSE BROWN

600X600MM | 600X1200MM



Surface: Matt



WENGE WOOD

600X600MM | 600X1200MM



SCRATCH & IMPACT RESISTANT



DIMENSIONAL STABILITY



UNALTERABLE TO UV RAYS



RESISTANT TO STAINS



EASY TO CLEAN



COLOR STABILITY




TAILORED DESIGN



WATER RESISTANT



SRINIVASA INTERNATIONAL
Home Solutions



Glazed **Vitrifide Tiles**

Surface: Matt



WOOD LAND BROWN

600X600MM | 600X1200MM



Surface: Matt



WOODLAND

600X600MM | 600X1200MM

LAMINET
SERIES





SCRATCH & IMPACT RESISTANT



DIMENSIONAL STABILITY



UNALTERABLE TO UV RAYS



RESISTANT TO STAINS



EASY TO CLEAN



COLOR STABILITY




TAILORED DESIGN



WATER RESISTANT




SRINIVASA INTERNATIONAL
Home Solutions




Glazed Vitrifide Tiles

Surface: Laminet



6001

600X600MM | 600X1200MM



Surface: Laminet



ALOHA BROWN

600X600MM | 600X1200MM



SCRATCH & IMPACT RESISTANT



DIMENSIONAL STABILITY



UNALTERABLE TO UV RAYS



RESISTANT TO STAINS



EASY TO CLEAN



COLOR STABILITY



TAILORED DESIGN



WATER RESISTANT



SRINIVASA INTERNATIONAL
Home Solutions



Glazed
**Vitrifide
Tiles**

Surface: Laminet



ALOHA DARK

600X600MM | 600X1200MM



Surface: Laminet



ALOHA LEMON

600X600MM | 600X1200MM



SCRATCH & IMPACT RESISTANT



DIMENSIONAL STABILITY



UNALTERABLE TO UV RAYS



RESISTANT TO STAINS



EASY TO CLEAN



COLOR STABILITY




TAILORED DESIGN



WATER RESISTANT



SRINIVASA INTERNATIONAL
Home Solutions



Glazed **Vitrifide Tiles**

Surface: Laminet



AMPHORA WOOD BROWN

600X600MM | 600X1200MM



Surface: Laminet



AMPHORA WOOD CHOCO

600X600MM | 600X1200MM



SCRATCH & IMPACT RESISTANT



DIMENSIONAL STABILITY



UNALTERABLE TO UV RAYS



RESISTANT TO STAINS



EASY TO CLEAN



COLOR STABILITY



TAILORED DESIGN



WATER RESISTANT



SRINIVASA INTERNATIONAL
Home Solutions



Glazed Vitrifide Tiles

Surface: Laminet




LS 6002

600X600MM | 600X1200MM



Surface: Laminet



LS 6004

600X600MM | 600X1200MM



SCRATCH & IMPACT RESISTANT



DIMENSIONAL STABILITY



UNALTERABLE TO UV RAYS



RESISTANT TO STAINS



EASY TO CLEAN



COLOR STABILITY



TAILORED DESIGN



WATER RESISTANT




SRINIVASA INTERNATIONAL
Home Solutions




Glazed
**Vitrifide
Tiles**

Surface: Laminet



LS 6006

600X600MM | 600X1200MM



Surface: Laminet



LS-6007

600X600MM | 600X1200MM



SCRATCH & IMPACT RESISTANT



DIMENSIONAL STABILITY



UNALTERABLE TO UV RAYS



RESISTANT TO STAINS



EASY TO CLEAN



COLOR STABILITY



TAILORED DESIGN



WATER RESISTANT



SRINIVASA INTERNATIONAL
Home Solutions




Glazed **Vitrifide Tiles**

Surface: Laminet



LS-6008

600X600MM | 600X1200MM



Surface: Laminet



LS-6009

600X600MM | 600X1200MM



SCRATCH & IMPACT RESISTANT



DIMENSIONAL STABILITY



UNALTERABLE TO UV RAYS



RESISTANT TO STAINS



EASY TO CLEAN



COLOR STABILITY




TAILORED DESIGN



WATER RESISTANT



SRINIVASA INTERNATIONAL
Home Solutions



Glazed **Vitrifide Tiles**

Surface: Laminet




LS-6010

600X600MM | 600X1200MM



Surface: Laminet



LS-6011

600X600MM | 600X1200MM



SCRATCH & IMPACT RESISTANT



DIMENSIONAL STABILITY



UNALTERABLE TO UV RAYS



RESISTANT TO STAINS



EASY TO CLEAN



COLOR STABILITY



TAILORED DESIGN



WATER RESISTANT




SRINIVASA INTERNATIONAL
Home Solutions



Glazed
**Vitrifide
Tiles**

Surface: Laminet



LS-6012

600X600MM | 600X1200MM



Surface: Laminet



LS-6013

600X600MM | 600X1200MM



SCRATCH & IMPACT RESISTANT



DIMENSIONAL STABILITY



UNALTERABLE TO UV RAYS



RESISTANT TO STAINS



EASY TO CLEAN



COLOR STABILITY



TAILORED DESIGN



WATER RESISTANT



SRINIVASA INTERNATIONAL
Home Solutions




Glazed
**Vitrifide
Tiles**

Surface: Laminet



LS-6016

600X600MM | 600X1200MM



Surface: Laminet



OAKLAND BROWN

600X600MM | 600X1200MM



SCRATCH & IMPACT RESISTANT



DIMENSIONAL STABILITY



UNALTERABLE TO UV RAYS



RESISTANT TO STAINS



EASY TO CLEAN



COLOR STABILITY




TAILORED DESIGN



WATER RESISTANT




SRINIVASA INTERNATIONAL
Home Solutions




Glazed **Vitrifide Tiles**

Surface: Laminet



PINE WENGE

600X600MM | 600X1200MM



Surface: Laminet



STRIP WOOD BROWN

600X600MM | 600X1200MM



SCRATCH & IMPACT RESISTANT



DIMENSIONAL STABILITY



UNALTERABLE TO UV RAYS



RESISTANT TO STAINS



EASY TO CLEAN



COLOR STABILITY



TAILORED DESIGN



WATER RESISTANT




SRINIVASA INTERNATIONAL
Home Solutions




Glazed
**Vitrifide
Tiles**

Surface: Laminet




TERA WOOD DARK

600X600MM | 600X1200MM



Surface: Laminet



ZEN BROWN

600X600MM | 600X1200MM

TECHNICAL SPECIFICATION

TEST DESCRIPTION	TEST METHOD	ISO STANDARD 13006 B1α TILES	VALUE
Length and width	BS EN ISO 10545-2	±0.6%	±0.3%
Thickness	BS EN ISO 10545-2	± 5.0%	±3.0%
Straightness of sides	BS EN ISO 10545-2	±0.5%	±0.3%
Rectangularity	BS EN ISO 10545-2	± 0.6%	±0.3%
Surface flatness	BS EN ISO 10545-2	±0.5%	±0.3%
Water absorption	BS EN ISO 10545-3	≤ 0.5%	≤ 0.05%
Breaking strength	BS EN ISO 10545-4	≥ 1300N	≥ 1500N
Modulus of rupture	BS EN ISO 10545-4	≥ 35 N/mm ²	≥ 45N/mm ²
Resistance to deep abrasion	BS EN ISO 10545-6	≤ 175mm ³	≤ 150mm ³
Linear thermal expansion	BS EN ISO 10545-8	≤9 x 10 ⁻⁶ °C ⁻¹	≤9 x 10 ⁻⁶ °C ⁻¹
Thermal shock resistance	BS EN ISO 10545-9	No visible defect	No visible defect
Frost resistance	BS EN ISO 10545-12	Frost proof	Frost proof
Resistance to chemicals	BS EN ISO 10545-13	No visible effect	No visible effect
Resistance to stain	BS EN ISO 10545-14	Manufacturer to state class	Stains removed Min. Class 2
Colour resistance	BS EN ISO 10545-16	No damage	No damage
Colour resistance to UV Light	DIN 51094	No change in color	No change in color
Scratch hardness(MOH's Scale)	EN 101	≥ 6 MOHS	≥ 7 MOHS
Surface quality	BS EN ISO 10545-2	Min. 95%	No visible defect
Skid resistance (friction co-efficient)	BS EN ISO 10545-17	> 0.4	>0.4
Moisture Expansion	-	Nil	Nil

SPECIFICATION

Size	Pcs/Box	Weight (Approx)	Thickness (Approx)	SQ. / Box
60X120cm	2	27.5kg	8.5mm	1.44
60X60cm	4	26kg	8mm	1.44



SRINIVASA INTERNATIONAL
Home Solutions

📞 **Vishal Bhai**

+91 9512398989

📞 **Ramakrishna Bhai**

+91 9033394949

SRINIVASA INTERNATIONAL

📍 LUXURIA BUSINESS PARK, 320, Third floor,
Mahendra Nagar, Morbi - 363642. (guj.) INDIA

✉ E-mail:- SRINIVASAINTERNATIONAL2@gmail.com